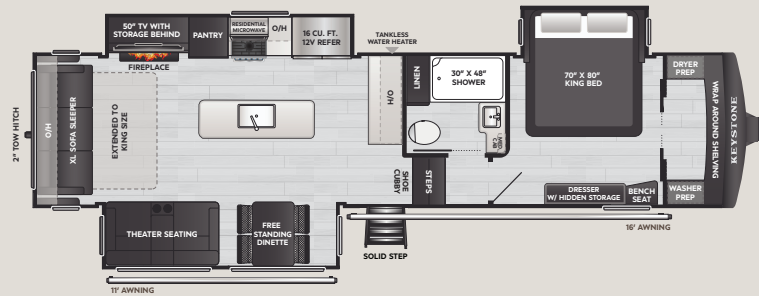
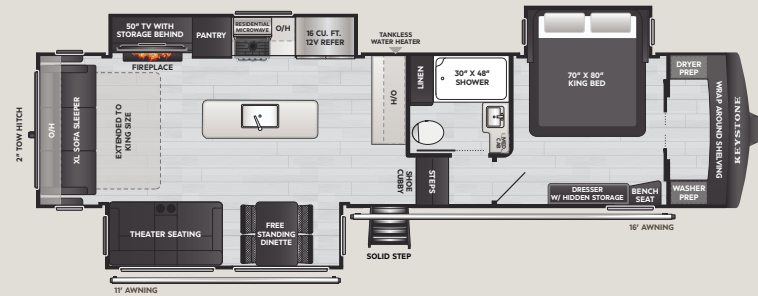




**NEW**



**3260RL** | WEIGHT 11080 | LENGTH 36' 4"



**3790RO** | WEIGHT TBD | LENGTH 41' 7"



## STANDARD FEATURES & OPTIONS

### INTERIOR

- ◆ NEW Elegant Two-Tone Interiors
- ◆ NEW Vinyl Roller Shades
- ◆ NEW Upgraded Wood Framed Window Trim
- ◆ Water Line Shut-Off Valves & Plumbing Fixtures
- ◆ HyperDeck™ Water-Resistant Floors
- ◆ Tankless On-Demand Water Heater
- ◆ Furrion 24" Range w/ Piezo Ignition & Glass Stove-Top Cover
- ◆ 16 cu. ft. 12V Double Door Refrigerator
- ◆ Tall Slides for Added Comfort and Headroom
- ◆ High Rise Chef's Faucet and Sprayer
- ◆ King Bed Slides
- ◆ Carpetless Flooring
- ◆ One-Piece Fiberglass Shower
- ◆ Washer/Dryer Prep
- ◆ Upgraded Qxygenics® Shower Head
- ◆ High Watt Shower Light w/ Wall Switch

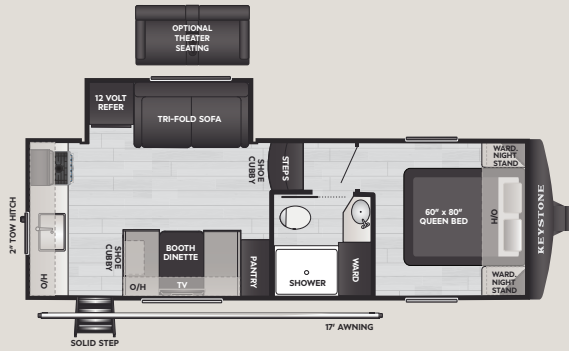
### EXTERIOR

- ◆ NEW ABS Brakes
- ◆ NEW Helux™ Pin Box
- ◆ NEW Safeview Smart Power Inlet
- ◆ NEW Water Filtration System
- ◆ NEW Tailights w/ LED Back-Up Light Feature
- ◆ NEW Exterior 3-Way Awning & Slide Control Switches
- ◆ Lippert SolidStep® on Main Entry Door
- ◆ Slam Latch Compartment Doors
- ◆ Dual 30lb. LP Tanks
- ◆ Winegard® Air 360+ Antenna w/ Exclusive Satellite Prep
- ◆ Exterior Stand Alone Convenience Center
- ◆ SolarFlex™ Protect
- ◆ Heated & Enclosed Underbelly w/ 12V Heated Tank Pads
- ◆ Nautilus Water Control Center
- ◆ Road Armor™ Upgraded Suspension
- ◆ Key-Alike Lock System

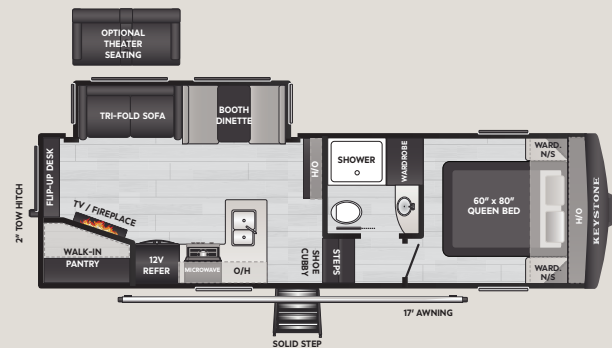
### OPTIONS

- ◆ 2nd 15K Power Saver A/C
- ◆ Dual Pane Frameless Windows
- ◆ Factory Installed Slide Awnings
- ◆ SolarFlex™ Discover
- ◆ Dragonfly® Energy Lithium-Ion Batteries

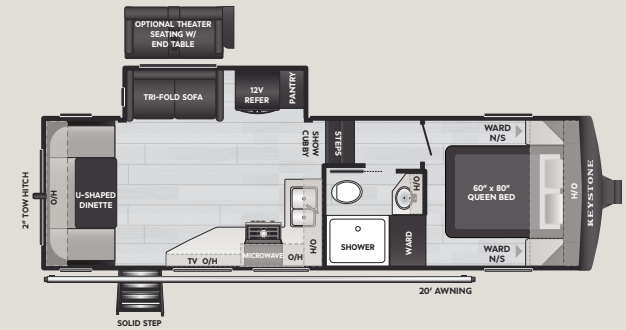




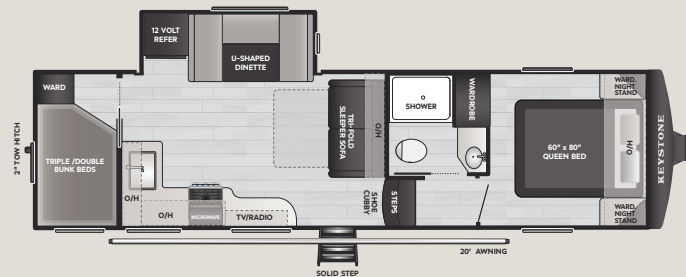
**21SRK** WEIGHT 7026 LENGTH 26' 8"



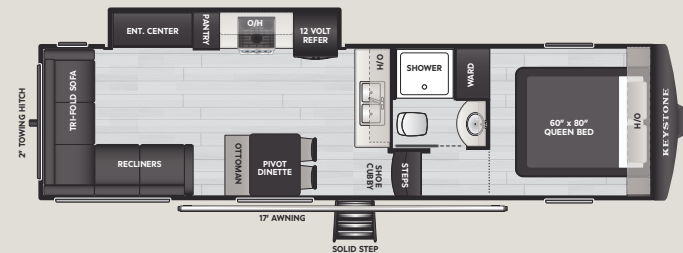
**24SRE** WEIGHT 7545 LENGTH 28' 10"



**25SRD** WEIGHT TBD LENGTH 29' 2"



**27SBH** WEIGHT 7895 LENGTH 32' 8"



**28SLS** WEIGHT 7890 LENGTH 32' 7"



## STANDARD FEATURES & OPTIONS

### INTERIOR

- ◆ NEW Elegant Two-Tone Interiors
- ◆ NEW 60" x 80" Queen Mattress
- ◆ NEW 35K BTU Furnace
- ◆ Tall Slides, Adding Comfort and Headroom
- ◆ HyperDeck™ Water-Resistant Floors
- ◆ Extra Large, 12V Solar-Friendly Refrigerator
- ◆ Carpetless Flooring
- ◆ Shaker Style Solid Wood Cabinet Doors

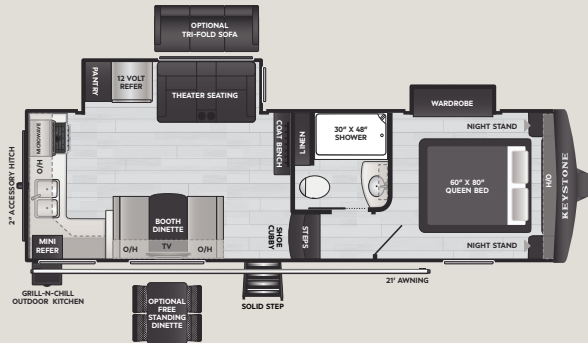
### EXTERIOR

- ◆ NEW Stand Alone Convenience Center
- ◆ NEW Straight-Line Pass-Through Storage
- ◆ NEW Nautilus Water Control Center One-Piece
- ◆ Lippert Road Defense™ Powder-Coated Chassis Protection
- ◆ Enclosed, Heated Underbelly
- ◆ SolarFlex™ Protect
- ◆ Tinted Frameless Windows
- ◆ Rear Observation Prep

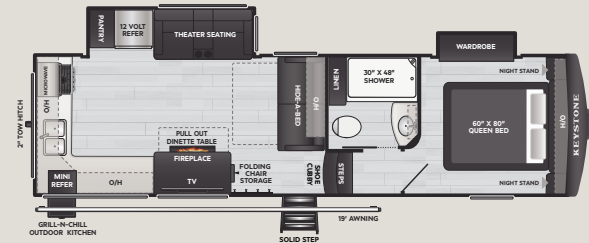
### OPTIONS

- ◆ 2nd 15K Power Saver A/C
- ◆ Theater Seats IPO Trifold Sofa (N/A 27SBH)
- ◆ SolarFlex™ Discover

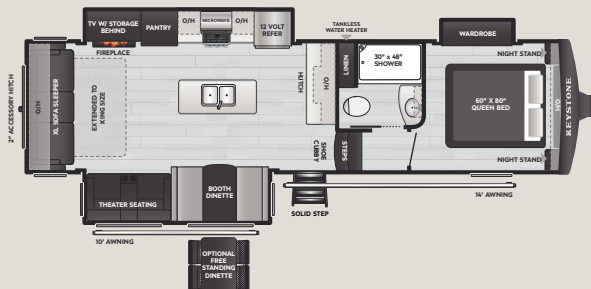




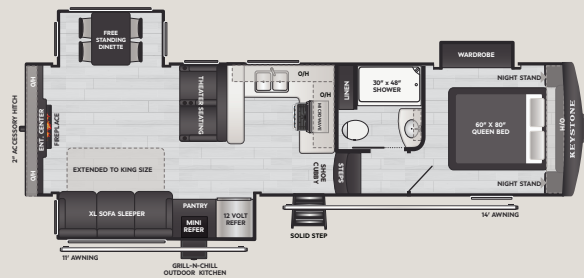
**242SLMD** | WEIGHT 8000 | LENGTH 28' 6"



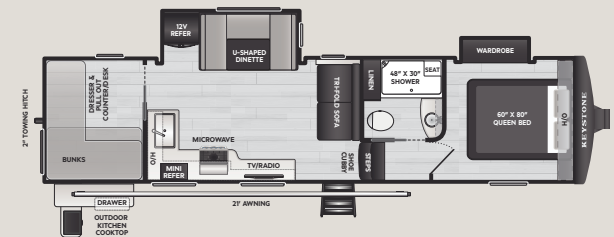
**260SLCL** | WEIGHT 8410 | LENGTH 30' 10"



**292SLRL** | WEIGHT 9065 | LENGTH 33' 1"



**294SLRD** | WEIGHT 9065 | LENGTH 33' 1"



**308SLBH** | WEIGHT 8910 | LENGTH 34' 8"



## STANDARD FEATURES & OPTIONS

### INTERIOR

- ◆ NEW Elegant Two-Tone Interiors
- ◆ NEW Vinyl Roller Shades
- ◆ NEW High Watt Shower Light
- ◆ NEW Oxygenics® Shower Head and Hose
- ◆ NEW Wood Framed Window Trim
- ◆ Water Line Shut-Off Valves & Plumbing Fixtures
- ◆ HyperDeck™ Water-Resistant Floors
- ◆ Upgraded 35k BTU Furnace
- ◆ Fireplace w/ Additional 5.1k BTU Heating Element (*SELECT MODELS*)
- ◆ Tankless On-Demand Water Heater
- ◆ Coleman®-Mach® Quiet Series 15K BTU Air Conditioner, w/ Optional 13.5K A/C
- ◆ Soft-Close Cabinet Doors
- ◆ Extra Large, 12V Solar-Friendly Refrigerator
- ◆ Upgraded Residential-Size 60"x80" Queen Mattress
- ◆ Bedroom Wardrobe Slide

### EXTERIOR

- ◆ NEW ABS Braking
- ◆ NEW Water Filtration System
- ◆ NEW Safeview Smart Power Inlet
- ◆ NEW Taillight w/ LED Backup Light Feature
- ◆ NEW Upgraded Helux™ Pin Box
- ◆ NEW Exterior 3-Way Awning & Slide Control Switches
- ◆ Lippert Road Defense™ Powder-Coated Chassis Protection
- ◆ Road Armor™ Upgraded Suspension Package
- ◆ Enclosed, Heated Holding Tanks w/ 12V Heat Pads
- ◆ Straight-Line Pass-Through Storage
- ◆ Nautilus Water Control Center
- ◆ SolarFlex™ Protect

### OPTIONS

- ◆ 2nd 13.5K BTU A/C
- ◆ Dual Pane Frameless Windows
- ◆ Freestanding Dinette with 4 Chairs IPO Booth Dinette (*SELECT MODELS*)
- ◆ Trifold Sofa IPO Theater Seats (242SLMD, 288SLBH)
- ◆ Factory Installed Slide Awnings
- ◆ SolarFlex™ Discover
- ◆ Dragonfly® Energy Lithium-Ion Batteries

